


# AMPHI-CAT

## A WORKBOAT for PIONEERS

### I) BASIC DESIGN


BASIC UNIT (FLAT SURFACE)  
MODULAR SYSTEM for VARIOS CONSTRUCTIONS

AMPHI-CAT  
in use

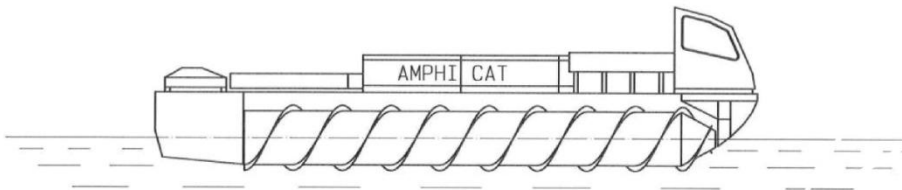


LENGTH 12,3m  
WIDTH 4,2m

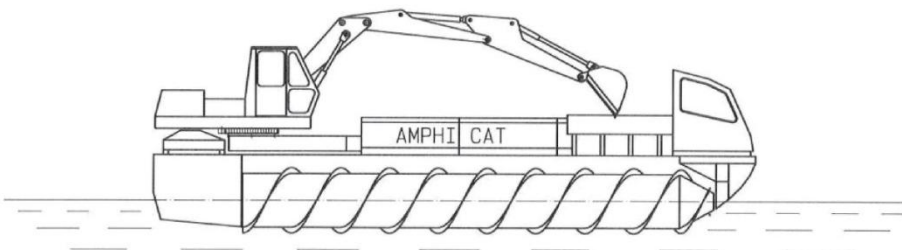
### II) FLAT MODEL



### III) STANDARD MODEL



### IV) BUILDING of CHANNELS and REDEVELOPMENT with EXCAVATOR (CROSSING A LAKE)



### IV) PROCESSING (CHANNEL - BUILDING)

